

# Tenant Users Liability Insurance Policy

## TULIP



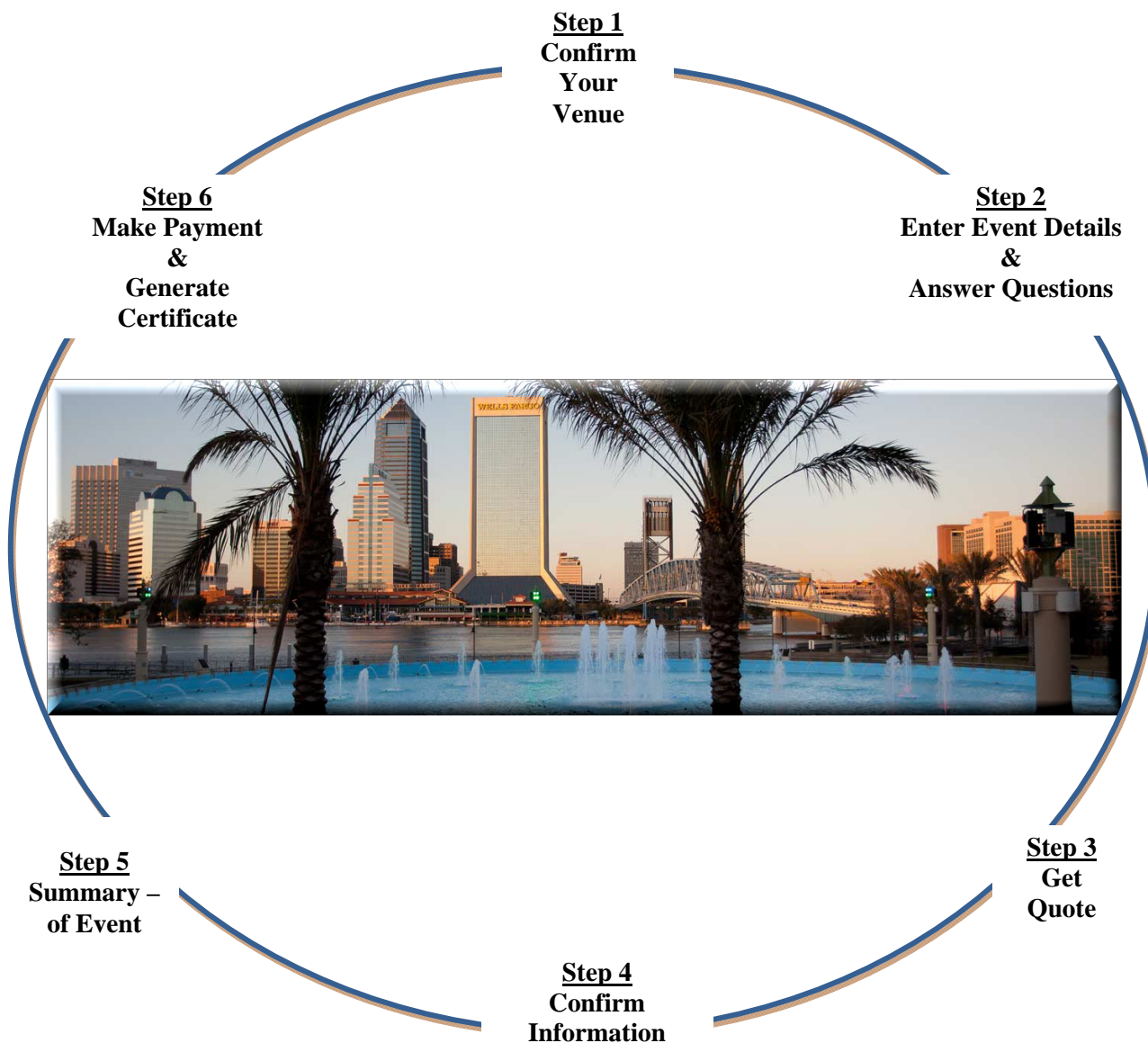
Tenant users can obtain a quote without obligation to purchase by doing the following:

- Visit the TULIP website at [www.intactspecialty.com/entertainment](http://www.intactspecialty.com/entertainment)
- Under **Planning an Event?** click on **Get a Free Quote**
- Enter Venue ID code: (or Searchable by name)
- Complete the first three steps of the form to obtain a quote
- If you are ready to purchase just complete the form and pay with a credit card\*

Should you require further assistance please call TULIP Program help desk at **800-507-8414**  
Monday through Friday between 8:30 A.M. and 5:00 P.M. *Pacific Time*

*\*Note: Fully refundable if cancelled prior to the event*

## TULIP PROGRAM OVERVIEW



## TULIP PROGRAM OVERVIEW

LOG IN:

[www.intactspecialty.com/entertainment](http://www.intactspecialty.com/entertainment)

intact specialty solutions

Industries

Who We Are Get In Touch Online Products Our Businesses

Entertainment

Industries We Serve Forms & Applications Connect With Us

Making multi-million dollar decisions?

We're here to support you.

### STEP 1 – Confirm Venue

#### TULIP Program

Get a quote or purchase insurance for your event.



800.507.8414  
8:30 a.m. - 5 p.m. PT  
Monday through Friday

Step 1  
Confirm Venue

Step 2  
Event Details

Step 3  
Get Quote

Step 4  
Confirm

Step 5  
Summary

Step 6  
Make Payment



Do not use your browser's "Back" button during this process or information you entered may be lost.

1

#### Confirm Your Venue

Enter your Venue ID Code

3911 -

All Codes begin with  
3911-plus 3 digits  
unique to venue

If you have the Venue ID code you can enter here  
OR search by City of Jacksonville



Your venue needs to be a participating facility. If your venue did not provide you with a Vendor ID Code, call 1-800-507-8414. You may also try to locate your venue using the search below.

Or search for your Venue:

City of Jacksonville

GO



## TULIP PROGRAM OVERVIEW

---

Or search for your Venue:



The address shown below may be the mailing address for the venue and not the address where the event is being held.

After, selecting GO> Field will populate  
Verify Venue Details



*Please Note: For venue's not shown "unnamed locations - various" – please use the City's main code 3911-000 OR select "City of Jacksonville, 117 W. Duval Street, Suite 335"*

### STEP 2 – Event Details

# TULIP PROGRAM OVERVIEW

## TULIP Program

Get a quote or purchase insurance for your event.



800.507.8414  
8:30 a.m. - 5 p.m. PT  
Monday through Friday

Step 1  
Confirm Venue

Step 2  
Event Details

Step 3  
Get Quote

Step 4  
Confirm

Step 5  
Summary

Step 6  
Make Payment



Do not use your browser's "Back" button during this process or information you entered may be lost.

### Enter Your Event Details

Select your event from the list of eligible activities below:

Drop-down screen provides eligible event options

Graduations



Any event not listed in the eligible activity list does not qualify for the Tulip program. [View the list of ineligible events.](#)

☐ Yes ☐ No

Have you held this event before?

☐ Yes ☐ No

If yes, were there any losses or claims?

☐ Yes ☐ No

Will there be armed private security at this event?

[Off duty police are not considered armed security.](#)

☐ Yes ☐ No

Are you a promoter?

[A promoter is a company in the business of financing or organizing events for profit. One who assumes the financial responsibilities of the event.](#)

After answering the questions  
- - another screen will pop up

◀ BACK

## TULIP PROGRAM OVERVIEW

Select the date range for your event:



In your selection, include the days required for setup and take down for the event.



If your event will extend past midnight, include the following day in your selection.

Select the dates for your event:

July 2014							August 2014						
Su	Mo	Tu	We	Th	Fr	Sa	Su	Mo	Tu	We	Th	Fr	Sa
29	30	1	2	3	4	5	27	28	29	30	31	1	2
6	7	8	9	10	11	12	3	4	5	6	7	8	9
13	14	15	16	17	18	19	10	11	12	13	14	15	16
20	21	22	23	24	25	26	17	18	19	20	21	22	23
27	28	29	30	31	1	2	24	25	26	27	28	29	30
3	4	5	6	7	8	9	31	1	2	3	4	5	6

\* Event name: 2014 Graduations - example

Event length: 2

☐ Yes ☒ No \* Do you require liquor liability coverage?

If you are selling liquor at your event, select this coverage. If you are providing...

50 \* Average daily attendance?



Complete this section only if vendors participating in your event do not carry their own insurance. This coverage offers protection for you should a claim arise as a result of the vendor's negligence.

- 0 How many concessionaires will sell food products?
- 0 How many concessionaires will sell non-food products?
- 1 How many exhibitors that **do not** sell products or services?
- 0 How many attractions will be there, including performers?

◀ BACK

GET QUOTE ▶

## TULIP PROGRAM OVERVIEW

### STEP 3 – Get Your Quote

#### TULIP Program

Get a quote or purchase insurance for your event.



800.507.8414

8:30 a.m. - 5 p.m. PT  
Monday through Friday

Step 1  
Confirm Venue

Step 2  
Event Details

Step 3  
Get Quote

Step 4  
Confirm

Step 5  
Summary

Step 6  
Make Payment



Do not use your browser's "Back" button during this process or information you entered may be lost.

3

#### Premium Quote and Contact Information

Your estimated premium is:

\$\$\$\$.00



Any changes made to your event after the premium has been quoted could change the premium and will need to be requoted.

Enter the tenant user information:

The renter of the facility is:

☒ a company

☐ an individual

\* Company  
name:

ABC Company

\* Address 1:

123 Example Street

Address 2:

\* City:

Jacksonville

\* State:

FL

\* Zip / Postal  
Code:

32216

Country:

United States

## TULIP PROGRAM OVERVIEW

---

Enter a contact for the insurance policy:

\* First name:

\* Last name:

\* Phone:

example: 123-456-7890

\* Email:


example: name@company.com

☒ Check here if address same as above.

Address 1:

Address 2:


\* City:


\* State:  

\* Zip / Postal

Code:

Country:  

 BACK

NEXT 





# TULIP PROGRAM OVERVIEW

## STEP 4 – Confirm Information

### TULIP Program

Get a quote or purchase insurance for your event.



800.507.8414  
8:30 a.m. – 5 p.m. PT  
Monday through Friday

Step 1  
Confirm Venue

Step 2  
Event Details

Step 3  
Get Quote

Step 4  
Confirm

Step 5  
Summary

Step 6  
Make Payment



Do not use your browser's "Back" button during this process or information you entered may be lost.

4

### Review and Confirm Information

#### Facility:

Venue ID Code: 3911 - 004  
Facility Name: Alberts Field  
Address 1: 12073 Brady Road  
Address 2:  
City: Jacksonville  
State: FL  
Zip: 32223

#### Event Details:

Event Type: Graduations  
Event Name: 2014 Graduations - example  
Dates: 8/7/2014 8/8/2014  
Length in Days: 2  
Event held prior: no  
Armed private security at this event: no  
Average Daily Attendance: 50  
Number of concessionaires that will sell food products or services: 0  
Number of concessionaires that will sell non-food products or services: 0  
Number of exhibitors that do not sell products or services: 1  
Number of attractions, including performers: 0  
Liquor liability coverage: no

#### Insured:

Insured Name: ABC Company  
Address 1: 123 Example Street  
Address 2:  
City: Jacksonville  
State: FL  
Zip / Postal Code: 32216  
Country: US

#### Contact:

First Name: Albert  
Last Name: Wise  
Phone: 904-456-7890  
Email: name@abccompany.com  
Address 1: 123 Example Street  
Address 2:  
City: Jacksonville  
State: FL  
Zip / Postal Code: 32216  
Country: US

## TULIP PROGRAM OVERVIEW

Agree & Accept:

- ☒ I agree that the above information is correct to the best of my knowledge.  
☒ I have reviewed the insurance contract and refund policy posted below:

◀ BACK

COMPLETE ▶

[Refund Policy](#) | [Cancel Your Insurance](#) | [View Insurance Contract](#)



Need Assistance?  
800.507.8414

### STEP 5 – Summary

#### TULIP Program

Get a quote or purchase insurance for your event.



800.507.8414  
8:30 a.m. - 5 p.m. PT  
Monday through Friday

Step 1  
Confirm Venue

Step 2  
Event Details

Step 3  
Get Quote

Step 4  
Confirm

Step 5  
Summary

Step 6  
Make Payment



Do not use your browser's "Back" button during this process or information you enter may be lost.

5

#### Summary

##### Coverage:

General Aggregate:	None
Products / Completed Operations:	\$1,000,000
Personal / Advertising Injury:	\$1,000,000
Each Occurrence:	\$1,000,000
Fire Damage:	\$50,000

##### Premium:

Event Premium:	\$75.00
Liquor Liability:	\$0.00
Attractions / Performers Premium:	\$0.00
Exhibitors - Non Sales Premium:	\$90.00
Concessionaires - Non Food Premium:	\$0.00
Concessionaires - Food Premium:	\$0.00
Third Party Party Property Damage:	\$0.00
Excess Limit Premium:	\$0.00
State Taxes & Fees:	\$2.00
TRIA (Terrorism Risk Insurance Act) Premium:	\$1.00

Total Premium:

\$\$\$\$


◀ START OVER

PURCHASE COVERAGE ▶



## TULIP PROGRAM OVERVIEW

### Step 6 – Make Payment

<b>Payment Details</b>	
Total Amount	\$ <b>\$\$\$\$</b>
All fields in bold are required.	
<input type="radio"/> <b>Credit Card</b>	
	
<b>Credit Card Type</b>	Visa
<b>Credit Card Number</b>	
<b>Card Verification Number</b>	<a href="#">What's this?</a>
<b>Expiration Date</b>	
<input type="radio"/> <b>Check</b>	
<b>Account Number</b>	<a href="#">What's this?</a>
<b>Routing Number</b>	
<b>Account Type</b>	Checking
<b>Check Number</b>	
<b>Driver's License / State</b>	
<b>Date of Birth</b>	(yyyy-mm-dd)
By entering my account number above and clicking Authorize, I authorize my payment to be processed as an electronic funds transfer or draft drawn from my account. If the payment is returned unpaid, I authorize you or your service provider to collect the payment and my state's return item fee by electronic funds transfer(s) or draft(s) drawn from my account. <a href="#">Click here to view your state's returned item fee</a> . If this payment is from a corporate account, I make these authorizations as an authorized corporate representative and agree that the entity will be bound by the NACHA operating rules.	
<b>Authorize</b>	<input type="checkbox"/>
<b>Billing Information</b>	
<b>First/Last Name</b>	Albert Wise
<b>Company</b>	
<b>Street Address 1</b>	123 Example Street
<b>Street Address 2</b>	
<b>City/State/Postal Code</b>	Jacksonville FL 32216
<b>Country</b>	United States
<b>Phone Number</b>	
<b>Email Address</b>	
<b>Policy Number</b>	58816
<b>Producer Code</b>	null
<b>Submit Payment</b>	

#### Attention

Please note that payment processing may take a few moments to complete. Do not click your browser's Back button or try to close or refresh the screen during this time as it may negatively impact your transaction.

Please wait until you receive a confirmation that your payment was processed successfully. If you do not receive a confirmation within 45 seconds please contact Customer Service at (800) 507-8414.

**Please use the information that appears on your credit card statement. Incomplete or incorrect information may result in a delay or cancellation of your order.**

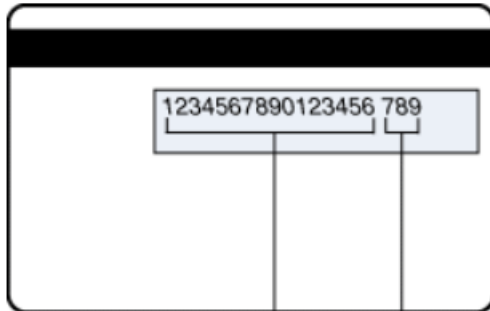
### Card Verification Number

---

This code is a three- or four-digit number printed on the back or front of credit cards. This number ensures that your customer has physical possession of the card at the time of the order.

Visa	Card Verification Value (CVV2)	Back of the card: if present, 3 digits in the signature area to the right of the credit card number
MasterCard	Card Verification Code (CVC2)	Back of the card: if present, 3 digits in the signature area to the right of the credit card number
American Express	Card Identification Number (CID)	Front of the card: 4 digits on the right above the card number
Discover	Card Identification Number (CID)	Back of the card: if present, 3 digits in the signature area to the right of the credit card number
Diners Club	Card Identification Value (CVV)	Back of the card: 3 digits in the signature area
JCB	Card Identification Number (CVN)	Front of the card: 4 digits on the left below the card number

Sample card verification number for Visa, MasterCard, Discover, and Diners Club:



---

**FINAL**

**Once submitted successfully – a certificate will be automatically generated to print, email and a copy will be emailed to the designated contacts for The City of Jacksonville**